

## **Completion Report submission of systematic survey for identification of urban Homeless in 6 ULBs of Meghalaya**

Reference Number: VMX/HYD/2018-19/May/287

Date: 24-05-2018

**From:**



**VMax e-Solutions (India) Pvt Ltd**

#1-10-98/A, Flat No 101,  
Saptagiri Residency, Chikoti Gardens,  
Begumpet, Hyderabad-500016

## Contents

<b>1 Work Details &amp; Background.....</b>	<b>3</b>
<b>2. Survey Methodology and process followed.....</b>	<b>4</b>
<b>3. Advantages of the Process .....</b>	<b>7</b>
<b>4. Survey Questionnaire form.....</b>	<b>9</b>
<b>5. Technologies Used.....</b>	<b>14</b>
<b>6. Survey Results.....</b>	<b>16</b>
<b>7. Component wise ULB wise Reports.....</b>	<b>26</b>
<b>8. Analysis Report.....</b>	<b>31</b>
<b>9. Mentally Retarded detailed data.....</b>	<b>34</b>
<b>10. MIS Access Information.....</b>	<b>37</b>

## 1. Work Details & Background

Meghalaya Urban Development Authority (MUDA), State Nodal Agency for Implementation of Deendayal Antyodaya Yojana- National Urban Livelihood mission (DAY-NULM) in Meghalaya state invited Expression of Interest for “Systematic survey for identification of urban Homeless in 6 ULBs of Meghalaya” via Ref No. MUDA. 27/2014/61, Dated: 12<sup>th</sup> March 2018 in which VMax e-Solutions India Pvt. Ltd., Hyderabad Participated and Awarded the project via Work Order No. MUDA. 4/2018/6, Dated: 23<sup>rd</sup> April 2018.

Work has been completed in 6 ULBs of Meghalaya by 24<sup>th</sup> May 2018 and hereby submitting the completion report with Survey outcomes.

Details of ULBs survey conducted dates:

S.No	ULB Name	Date of Start	Date of completion
1	Shillong	26-04-2018	03-05-2018
2	Tura	05-05-2018	20-05-2018
3	Jowai	30-04-2018	02-05-2018
4	Williamnagar	16-05-2018	23-05-2018
5	Baghmara	14-05-2018	18-05-2018
6	Resubelpara	21-05-2018	23-05-2018

## 2. Survey Methodology and process followed

The process was divided in following phases

- a. Planning Phase
- b. Field Survey
- c. Reporting

### a. Planning Phase

- Each Urban Local Body was divided into smaller, more compact Zones / Ward clusters, in line within the administrative set-up of the ULB.
- Teams deployed depending on size and population of the Zones / ward clusters.
- Each team comprise of around four persons for the field survey
- Necessary Mobile application software was developed
- Standard questionnaire format was developed for entire state
- Real time web-based dashboard was developed to view real time progress of survey and geospatial information of each application on the Map
- A Quality assessment team for correction of errors on data was deployed and each filled form though online was verified
- Ensured availability of required number of Tablets / Smart Phones and other accessories before conducting the survey

Prior to the survey, the teams were trained and oriented on:

1. Purpose of the survey;
2. The profiles and problems of the homeless;
3. Participatory research methods;
4. Data entry of homeless persons through Mobile application using tablets;
5. Expected outcomes;
6. Ethical responsibilities;

## **b. Field Survey: Mapping and Need assessment**

The field survey was conducted after the trained survey teams are in place. The field survey was done from 8.00 PM to 2.00 AM, because homeless people can usually be identified and contacted at this time. In addition, to cover homeless persons who work during the night, surveys also conducted during the daytime, i.e. 10.00 AM to 4.00 PM.

The steps followed during the survey

1. Identified the areas with concentration of homeless population,
2. Profiled homeless population in terms of gender, age, education, occupation, marital status, number of children, history of illness etc. persons with disability etc.
3. Identified the aspirations of the homeless for a shelter and also the deterrents preventing the homeless from using the existing shelters, if any.

**c. Reporting and Sharing**

Finalization of a comprehensive city plan for homeless shelters. This include sites for homeless shelters and services, types of shelters, converging on homeless concentration areas and aspirations with available resources, buildings and land.

### 3. Advantages of the Process

Earlier surveys were usually carried out by having the set of questionnaires printed and survey team visiting the field with pens and notes to capture the information from the respondents. This process was taken up by the supervisors and the reporting of the status was on call or mail, where the management or monitoring authority was heavily dependent on the information furnished by the field staff. Even the status reporting was limited to the number of respondents were surveyed and towns completed, however detailed reporting used to take lot of time. Profiling and data sorting creating required reports was a time-consuming process which had to be either digitised or recorded separately from the books of records.

Apart from these there were many basic errors in data collected which could not be found until verified, by that time the verification starts after long time recollecting such errored or missing data was very challenging. Some important must required fields were missing in few forms because of which accurate data was missing in some forms where the core part of analysis was having the laps in between. The self-analysis of moving in line with the targeted timelines and goals was not possible to direct the team in right direction. Capturing the image and location of the respondents was not possible. Some times understanding the script of the surveyors to find out actual data has been challenging many times as many surveyors involved in the process with their own scripting style.

Conducting such survey with huge manpower was herculean task. Training everyone on the all questionnaire, making them understand, sending team and monitoring who is in field and who is not, making them responsible on the quality data and accuracy, replacing a person in case of absence of one and meeting at a common point to collect forms and submit filled forms needed skilled an experienced man power with lot of glitches involved. Cross verification and consolidation of the manually filled forms/questionnaires, storage, transportation, involved more cost and missing them in between resulted in huge loss as in results in resurvey.

Post implementation of the project, all process comes on a cloud based solution with a tab/mobile based app to fill the data makes life more easy, secure, reliable, economical and faster. This system enables hierarchical monitoring at each level with web based login to monitor real time progress and complete date as and when form filled and submitted by the

surveyors. The conditioning form ensures the quality data submitted without mistakes and also avoid possible errors of omission, missing important information. Quality assessment team from the control room immediately verifies the data and informs the team to correct or recollect any mismatches or errors to achieve more quality in the process. The location captured via GPS in the mobile/tabs used in the survey reflects on the map to ensure the survey done at designated places along with the exact time stamp that comply with the guidelines issued by the department. Based on geospatial location of Homeless and available spaces found during the survey, shelters can be easily planned for enabling more access to the homeless, which was not possible earlier. Also, an MIS database was established and being used for generation of various MIS reports that are handy in taking more policy-based decisions in line with the aspirations and requirements of Homeless preventing them from using the existing shelters. Web based Geospatial dashboard gives the insight on geographical spread of Homeless in each town enabling to filter based on various attributes for better understanding of the locations and homeless profiles based on the area.



## 4. Survey Questionnaire form

Following is the survey format in which the field data was collected during the survey

### I. Details of Location of Homeless Person:

Survey of Homeless People in \_\_\_\_\_ Corporation / Municipality

Locality Name : \_\_\_\_\_

Date: \_\_\_\_ DD/\_\_\_\_ MM/ \_\_\_\_ \_\_ YYYYY

Interview start time: \_\_\_\_ Hrs \_\_\_\_ Mins \_\_\_\_ am/pm

Photo of  
Homeless

II. Details of Homeless People.		
Whether the homeless is Mentally Retarded : Yes [ ] No [ ] If Yes, Photograph, Approx. Age,sex, Landmark of present stay, Any open wounds on the body, Any Disabilities noticed, Abnormal Activities noticed: 1. Shouting 2. Throwing stones 3. Scolding 4. Any other _____		
Are you staying Individually or with Family : 1= Individual 2= Family If staying with family : 1= All Family members 2= Some of the total family members If staying with family : No. of family members staying with you now: [ ] Do you have any relation already registered Yes, Select person: (with person) relation with person:		
Section A: Demographics		
Interviewers please <b>tick mark</b> [✓] the response received from homeless people		
5	Name	
5*	Gender	1= Male [ ] 2 = Female [ ] 3 = Transgender [ ]
5	Mobile Number of homeless person	
	Father/Husband Name	
	Father/husband phone number	
	Marital Status	1 = Married [ ] 2 = Unmarried [ ] 3 = Widow/Widower [ ] 5 = Separated from wife/husband [ ] 6= Divorce 7= Single Women
5*	DOB or Age in years	Date of birth or Age in years
5	Religion	1 = Hindu [ ] 2 = Christian [ ] 3 = Muslim [ ] 4 = Others [ ] _____
5	Caste	1 = SC [ ] 2 = ST [ ] 3 = BC, 4 =OC, 5=Minority [ ] 6= Others, 7= unsure/unknown [ ]
5	Level of Education	1 = No Education [ ] 2 = Primary School – 1 to 5 [ ] 3 = Middle School – 5 to 9 [ ] 4= Matriculate [ ] 5= Intermediate [ ] 6= ITI/Diploma [ ] 7= Graduate [ ] 8= Post Graduate [ ] 9= B.Tech 10 = MBBS [ ] 11= Others [ ] _____

## Completion report of systematic survey for identification of urban Homeless in 6 ULBs of Meghalaya

5*	Health Status	1 = Normal [ ] 2 = Pregnant [ ] 3 = Open Wounds [ ] 4= TB [ ] 5= HIV +ve [ ] 6= General Sickness [ ] 7= Chronic Sickness [ ] 8= Others [ ] _____
5*	Disability and Type	1= Yes [ ] 2=No [ ] If Yes type of disability 1= Physical [ ] 2= Hearing [ ] 3=Mental illness [ ] 4= Visual [ ] 5= Multiple Disabilities 6 = Others [ ] _____
5	Mother Tongue	1 = Garo [ ] 2 = Khasi [ ] 3 = Pnar [ ] 4 = Hindi [ ] 5 = English [ ] 6 = Other, specify [ ] _____
5	What language do you speak?	1 = Garo [ ] 2 = Khasi [ ] 3 = Pnar [ ] 4 = Hindi [ ] 5 = English [ ] 6 = Other, specify [ ] _____
*	Resident of India	1 = Yes 2= No
5*	If Resident of India, Which is your native place?	Town: _____ District: _____ State: _____ Country _____
	If he is not resident of India which Country he belongs to?	
5	Personal Identification Marks	1 2
<b>Section B: Residence Details</b>		
6*	a) Nearby Landmark of present stay	
6*	b) Where do you sleep at night?	1 = Pavements / Foot path [ ] 2 = Abandoned Buildings [ ] 3 = Bus stands [ ] 4 = Railway Station [ ] 5 = Under Bridge [ ] 6 = Vacant Land [ ] 7 = Temple 8=Church 9= Mosque [ ] 10 = Near Marriage Halls [ ] 11 = In front of shops [ ] 12 = Hollow water pipe [ ] 13= Near Garbage Bins 14= Near Hospitals 15 = Inside hospital premises 16= Parks 17= Junctions 18= Central Median / Divider 19 = Others, Specify [ ] _____
6*	c) Does your family reside with you?	1 = Yes [ ] 2 = No [ ] → Continue to next Qs (6d)
6	d) If No, Select no of family members alive?	1 = 1 [ ] 2=2 [ ] 3=3 [ ] 4=4 [ ] 5=5 [ ] Collect any one person's Name, relation, Gender, Age, Occupation, Mobile no.
6*	e) Reason for leaving your family?	1= Unemployment(Job Search) [ ] 2= Family Dispute [ ] 3=Health Issues [ ] 4=Recovering Patient [ ] 5=Destitute [ ] 6=Debts [ ] 7=Patient attendant [ ] 8=Others _____
6*	f) Category of Homeless person  (Interviewer to fill in this question themselves based on observation)	1 = Beggar [ ] 2 = Mentally Ill / Retarded [ ] 3 = Handicapped [ ] 4=Handicapped Beggar 5 = Street Children [ ] 6 = Relocated due to Job [ ] 7 = Suffering with Disease [ ] If yes, pls specify disease _____ 8 = Old Aged [ ] 10 = HIV/AIDS [ ] 11 = Destitute [ ] 12=Transgender 58 = Others, specify [ ] _____

# Completion report of systematic survey for identification of urban Homeless in 6 ULBs of Meghalaya

*	j) When did you come to this Town?	1 = No. of days [ ] _____ 2 = No. of Months [ ] _____ 3 = No. of Years [ ] _____
	h) How often do you change the place?	1 = Years [ ] _____ 2 = Months [ ] _____ 3 = Weeks [ ] _____ 4 = Days [ ] _____ 5 = Not Applicable [ ]
*	g) How long have you been staying in the same place?	1 = Years [ ] _____ 2 = Months [ ] _____ 3 = Weeks [ ] _____ 4 = Days [ ] _____
*	k) Why have you chosen this particular location to live?	Close to work place Protection from Sunlight, Rain & winter No threat from others Close to Public toilets Close to Bus Station Close to Railway Station Close to Hospital Get free food regularly here Others, Pls specify _____
<b>Section D: Details of Entitlements</b>		
<i>I am now going to name a list of items. Please let me know if you have any of these.</i>		
8	a) Ration Card or Food Security card	1 = Yes [ ]    2 = No [ ]    3 = unsure/unknown [ ] If Yes card is available with You : Yes ( ) No ( ) Card No: _____
8	b) Voter's ID	1 = Yes [ ]    2 = No [ ]    3 = unsure/unknown [ ] If Yes, card is available with You : Yes ( ) No ( ) Card No: _____
8	c) Caste Certificate	1 = Yes [ ]    2 = No [ ]    3 = unsure/unknown [ ] If Yes, Certificate is available with You : Yes ( ) No ( ) Card No: _____
8	d) Bank Account	1 = Yes [ ]    2 = No [ ]    3 = unsure/unknown [ ] If yes 1= Know details [ ] 2= Don't know [ ] If Yes, whether Pass book is available with You : Yes ( ) No ( ) Details Bank Name: Account Number: Branch: IFSC Code:
8	e) Aadhaar card	1 = Yes [ ]    2 = No [ ]    3 = unsure/unknown [ ] If Yes, card is available with You : Yes ( ) No ( ) Aadhar No: _____
8	g) Pan Card	1 = Yes [ ]    2 = No [ ]    3 = unsure/unknown [ ] If Yes, card is available with You : Yes ( ) No ( ) Card No: _____
8	h) Any other ID	1 = Yes [ ]    2 = No [ ]    3 = unsure/unknown [ ] If Yes No: _____
8	i) Getting Government pension?	1 = Yes [ ], if Yes, Amount Per month Rs..... 2 = No [ ]
8	j) If yes, type of pension?	1=Disabled 2=Senior Citizen 3=Widow 4=Beedi Worker 5= Govt. Retirement 6= Others, _____ Place of saving the pension amount: _____

# Completion report of systematic survey for identification of urban Homeless in 6 ULBs of Meghalaya

<b>Section E: Details of Occupation</b>		
9*	a) Are you working?	1 = Yes [ ] 2 = No [ ]
9	b) If Yes, what kind of employment?	1 = Self employment (Shop/ Own work) [ ] 2 = Wage employment (Casual labour) [ ] 3 = Salaried 3 = Other
	If others,	1= Begging 2= Donation 3= Prostitution 4= Domestic servant 5 = Labor 6= Selling of Articles 7= Robbery 8= Others _____
9*	c) How many days in a month do you work?	
9*	d) Do you get income Monthly / Daily?	Monthly Daily
	If Monthly	Income per month : Rs _____
	If Daily	Income per Day : Rs. _____
*	f) where do you save the money	1 = Bank 2= Self 3= With Family members 4= Any other person 5 = No Saving
<b>Section F: Food Pattern</b>		
10*	a) How many times do you eat in a day?	1 2 3 4 more than 4
10*	b) From where do you get food to eat?	1 = Self cooking [ ] 2 = Begging [ ] 3 = Buy from shops [ ] 4 = Get free food from some association/hotel/Functions/ Persons [ ] 5 = Temple [ ] 6= Left-over food from hotel / any person [ ] 7 = Five rupees meal 8 = Others, specify [ ] _____
<b>Section G: Health</b>		
11*	a) Have you undergone any medical surgery/ treatment recently in past one year?	[ ] 1 = Yes [ ] 2 = No
11	b) If Yes, Why?	1 = Stomach pain [ ] 2 = tooth ache [ ] 3 = injury [ ] 4 = Pregnancy [ ] 5 = anemia [ ] 6 = cancer [ ] 7 = Tuberculosis [ ] 8 =leprosy [ ] 9 = color blindness [ ] 10 = Sexual Diseases [ ] 11 = HIV/AIDS [ ] 12 = Fracture 13 = Others, specify [ ] _____
11	c) Where do you generally access Hospital facilities?	1 = government [ ] 2 = private [ ] 3 = traditional (Pooja, Manthra, etc) [ ] 5 = self - medication [ ] 4 = no medication [ ] 58 = others, specify [ ] _____
11*	d) Do you take bath every day?	[ ] 1 = Yes → Go to Section H [ ] 2 = No → Continue to next Q (11e)
11	e) If no, Reason?	
*	f) Any Addictions	1 = Alcohol 2= Smoking 3= Drugs 4 = Other _____ 5= No Addictions
<b>Section H: Sanitation</b>		
Please let me know Where do you access the following facilities		

## Completion report of systematic survey for identification of urban Homeless in 6 ULBs of Meghalaya

12*	a) Toilet	1 = Open Place [ ]      2 = Public toilet [ ] 3 = Other, Pl. Specify _____
12*	b) Bathroom	1 = Public Toilet [ ]      2 = Public tap [ ] 3 = Well [ ]      4 = river/lake/pond [ ] 5 = Other, Pl. Specify _____ 6 = Do not Bath
12*	c) Washing Clothes	1 = Public Place/ Open Ground [ ]      2 = Public toilet [ ] 3 = others, specify [ ] _____ 4= Do not wash cloths
12*	d) Drinking water	1 = Municipal water[ ]      2 = house [ ] 3 = shops [ ]      4 = hand pumps [ ] 5 = Hotel      6 = Other, Pl. Specify _____
<b>Section I : Criminal Record</b>		
13*	b) Have you ever been taken into police station for enquiry?	1 = Yes [ ] , provide reason _____ 2= No [ ]
*	a) Have you been to jail any time before?	1 = Yes [ ] , Provide reason _____, Period of stay _____ 2 = No [ ]
<b>Section J: Previous Experience with Homeless Shelters</b>		
14*	a) Have you ever stayed in any homeless shelters?	1 = Yes [ ]      2 = No [ ] → Go to Q. No. 14
14	b) If Yes, how long?	Days _____ Months _____ Years _____
14*	c) Which shelter did you stay?	Provide list of Shelters drop down
14*	d) For What reason did you leave the shelter that you were previously staying in?	1 = Work Place is far away from the place of residence [ ] 2 = Lack of space to stay [ ] 3 = Food is not adequate [ ] 4 = Did not like the treatment of other inmates [ ] 5 = Facilities were not good [ ] 6 = others, specify _____ 7 = No specific reason
<b>Section K: Opinion</b>		
15*	f) Do you like to stay in "shelter for homeless"? -----	1 = Yes [ ]      2 = No [ ] reason why? _
15*	g) What are the facilities you expect?	Tick the appropriate Cot Mattress Toilet Kitchen Locker Food Medical Recreation Any Other Pls specify _____
*	Remarks	

## 5. Technologies Used

- GPS
- Tablet/Netbook
- Cloud Computing 'IaaS'
- Web Technologies
- 3G/GPRS

### a) Field Survey Updation

Field survey done using GPS Enabled tablets to get the exact survey location and spots

### b) MIS Software Specifications:

We use popular Open Source Architecture for MIS which will reduce Corporation Licensing costs

- ✓ Linux
- ✓ Apache
- ✓ MySQL
- ✓ PHP

**c) Mobile App for Survey:**

Android App Compatible to latest Version with Following features

- ✓ Work Offline
- ✓ Local Storage
- ✓ Push on Connectivity
- ✓ Self-Reports
- ✓ Field Validations on form
- ✓ Image & location capturing

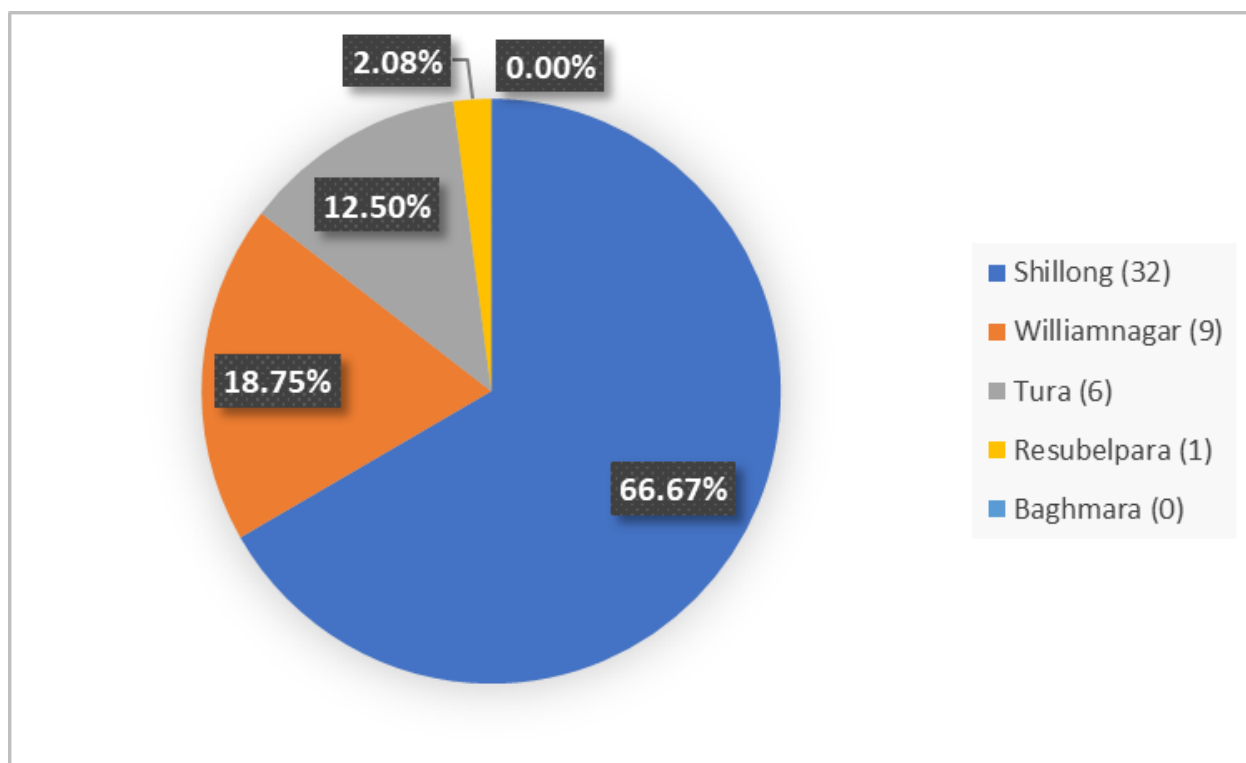
**d) Hardware (Deployed & Managed by VMax):**

- ✓ Linux Server
- ✓ MY SQL Database
- ✓ Deployed Minimum Configuration: Intel Xeon or above processor, 8GB or Above RAM,  
200GB Disk Space
- ✓ Public/Static IP
- ✓ Backup server
- ✓ Setup in Certified data centre

## 6. Survey Results

a) ULB wise Homeless identified report is as follows  
(Including Mentally restarted)

S.No	ULB	Number of Homeless Identified	Percentage
1	Shillong	32	66.67 %
2	Williamnagar	9	18.75 %
3	Tura	6	12.50 %
4	Resubelpara	1	2.08 %
5	Baghmara	0	0
6	Jowai	0	0
Total		48	100 %

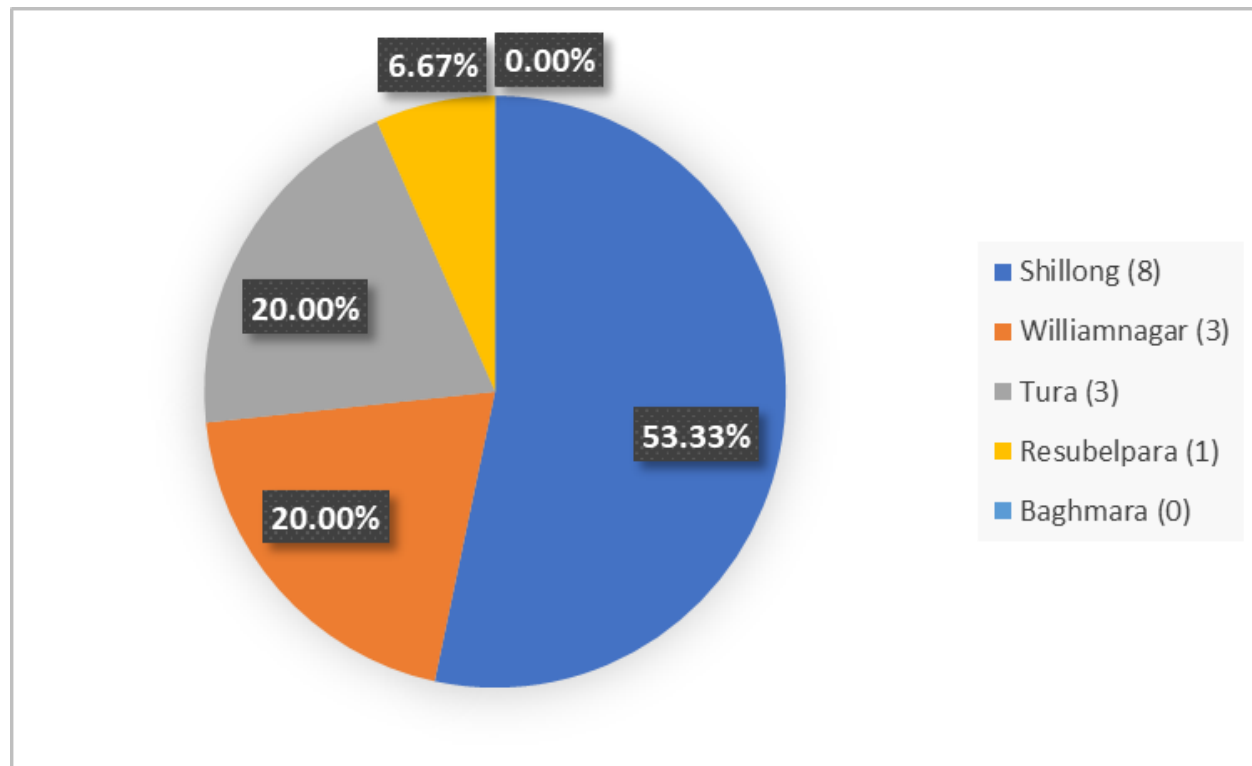




Detailed Report of each identified Homeless is submitted via Enclosure- 1

## b) ULB wise Mentally retarded Report

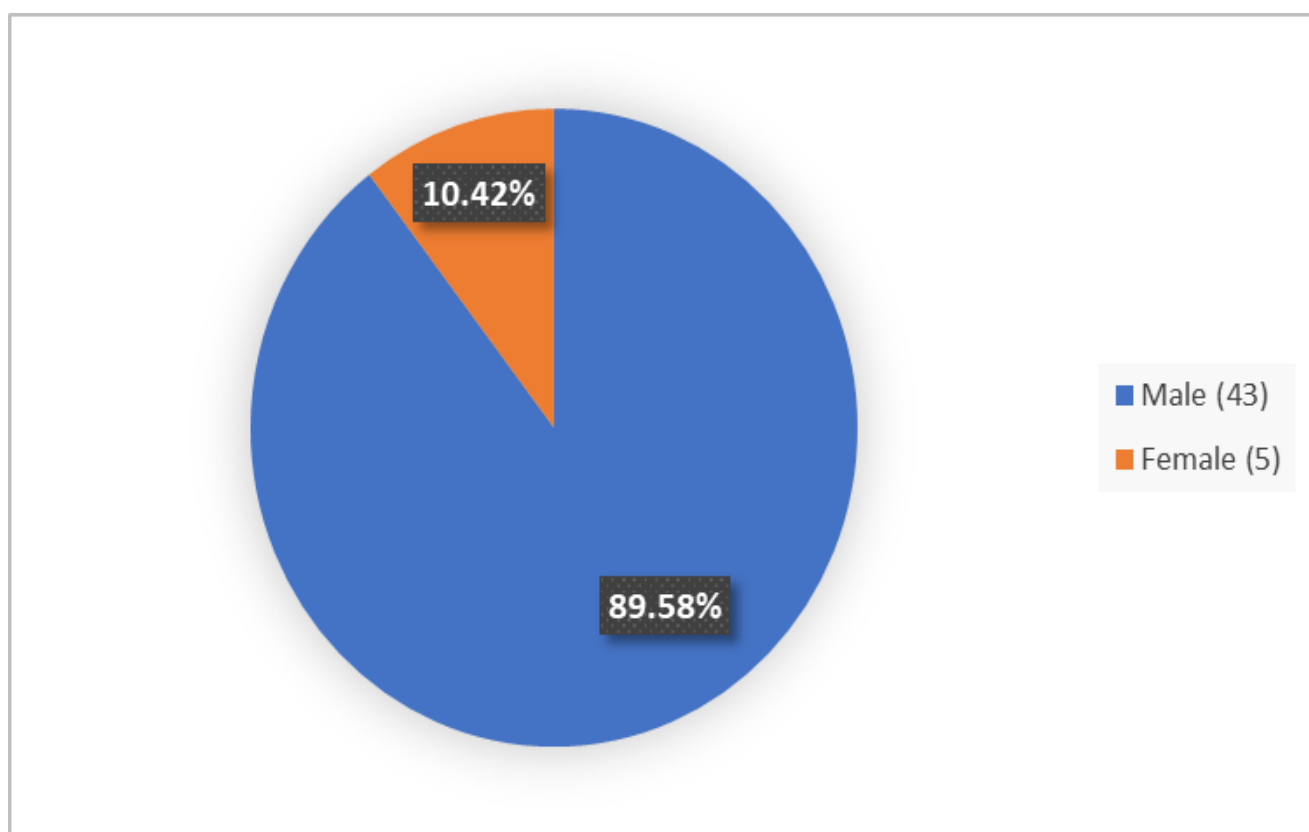
S.No	ULB	Mentally Retarded	Percentage
1	Shillong	8	53.33 %
2	Williamnagar	3	20.00 %
3	Tura	3	20.00 %
4	Resubelpara	1	6.67 %
5	Baghmara	0	0 %
6	Jowai	0	0 %
	Total	15	100 %



Detailed Report of each identified Homeless is submitted via Enclosure- 2

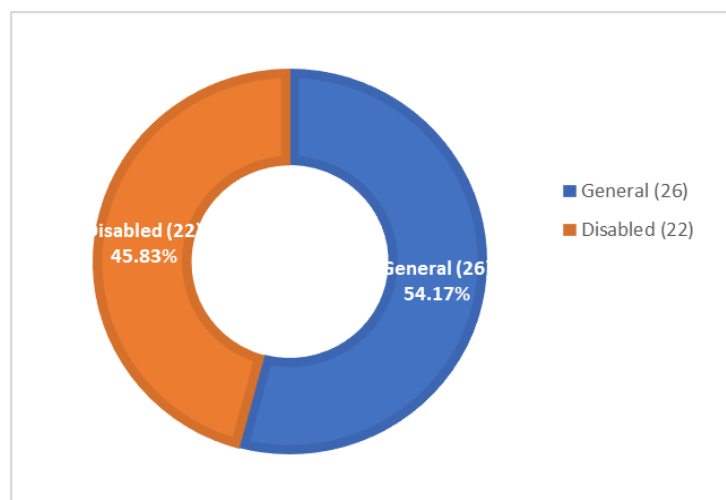
### c) State wise Male/Female Ratio

S.No	Gender	Number	Percentage
1	Male	43	89.58 %
2	Female	5	10.42 %
	Total	48	100 %



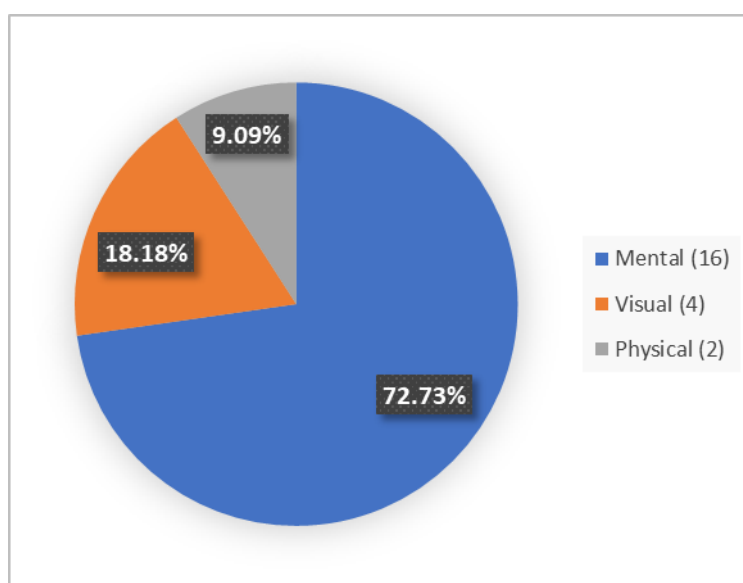
### d) Disabled data

S.No	Type	Number	Percentag
1	General	26	54.17 %
2	Disabled	22	45.83 %
Total	Total	48	100 %



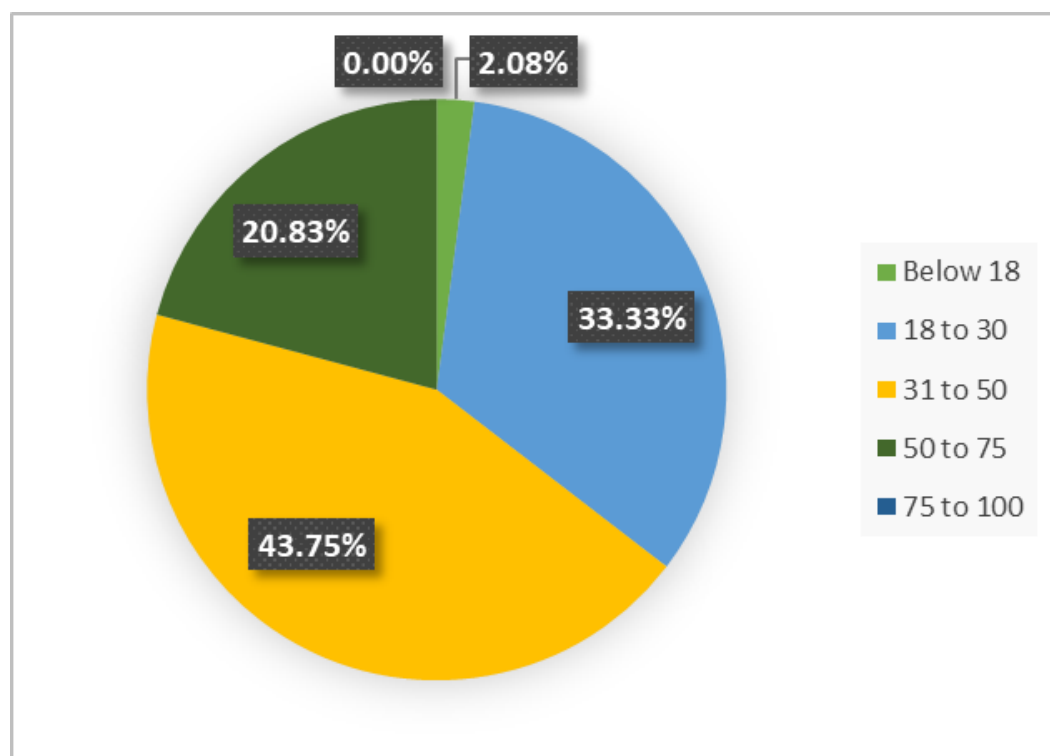
### e) Type of Disability

S.No	Type of disability	Number	Percentage
1	Mental	16	72.73 %
2	Visual	4	18.18 %
3	Physical	2	9.09 %
Total	Total	22	100 %



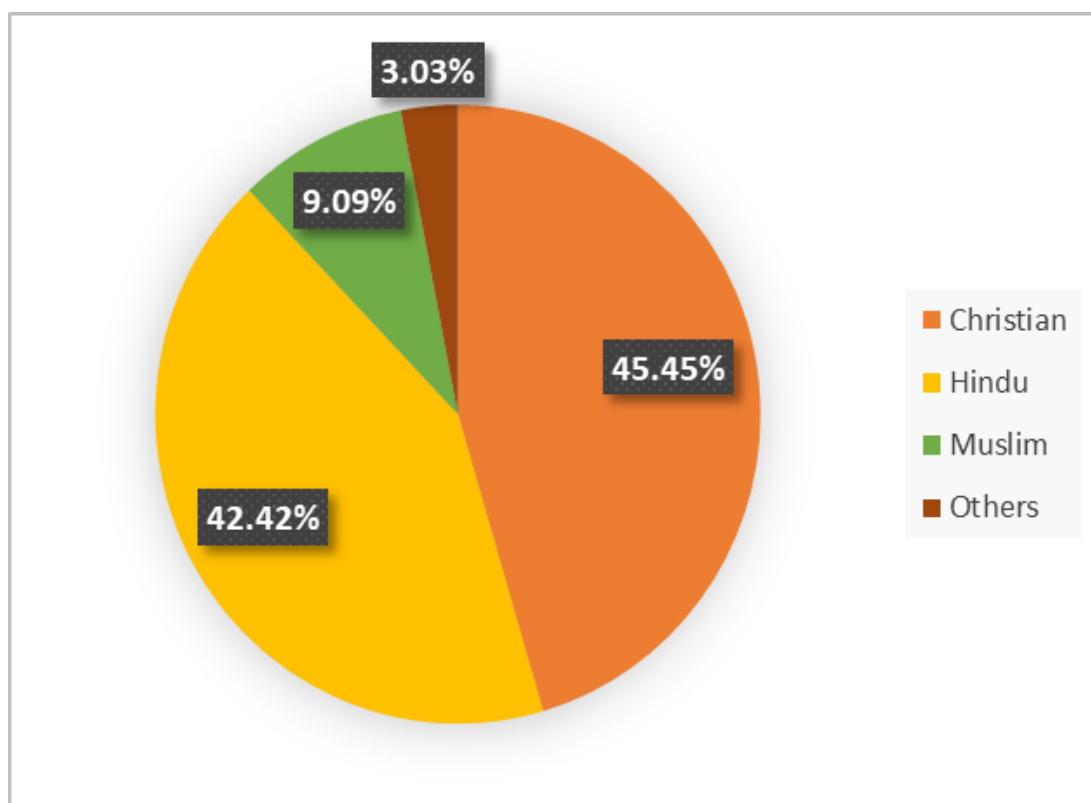
## f) Age Group

S.No	Age Group	Number	Percentage
1	Below 18	1	2.08 %
2	18 to 30	16	33.33 %
3	31 to 50	21	43.75 %
4	50 to 75	10	20.83 %
5	75 to 100	0	0.00



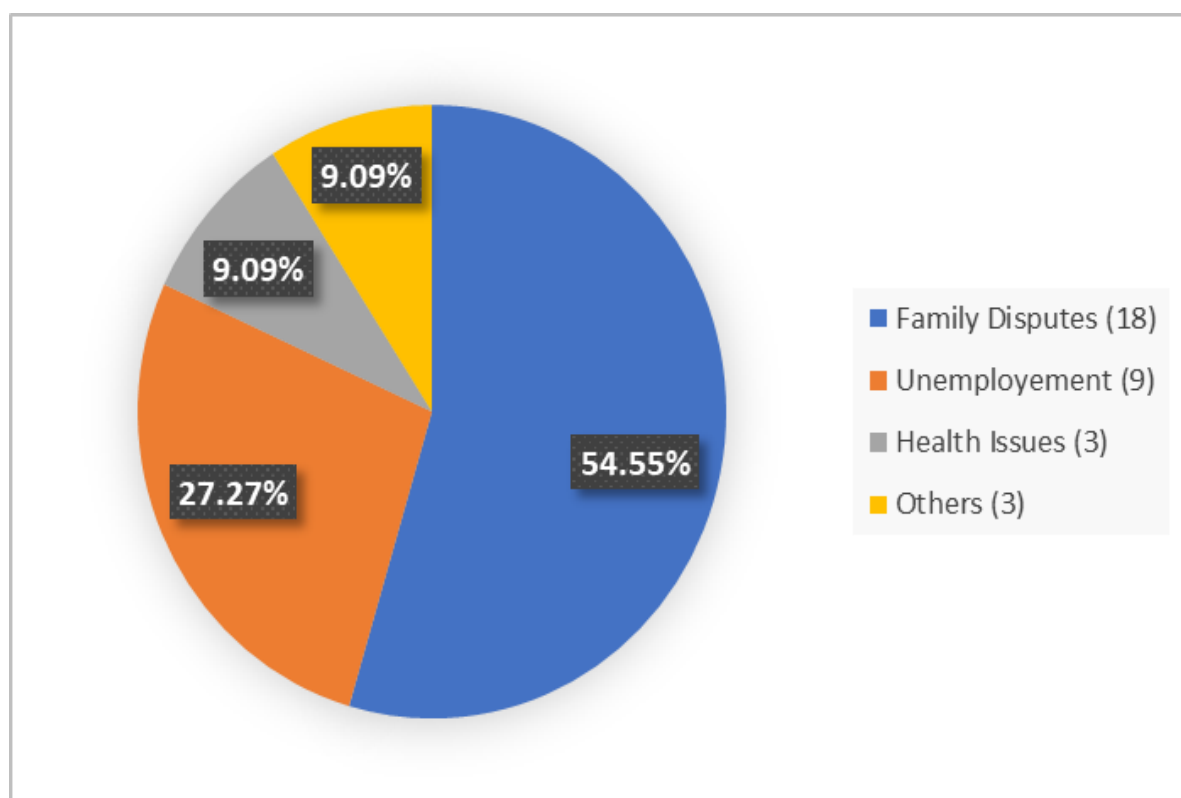
## g) Religion

S.No	Religion	Number	Percentage
1	Christian	15	45.45 %
2	Hindu	14	42.42 %
3	Muslim	3	9.09 %
4	Others	1	3.03 %
	Total	33	100 %



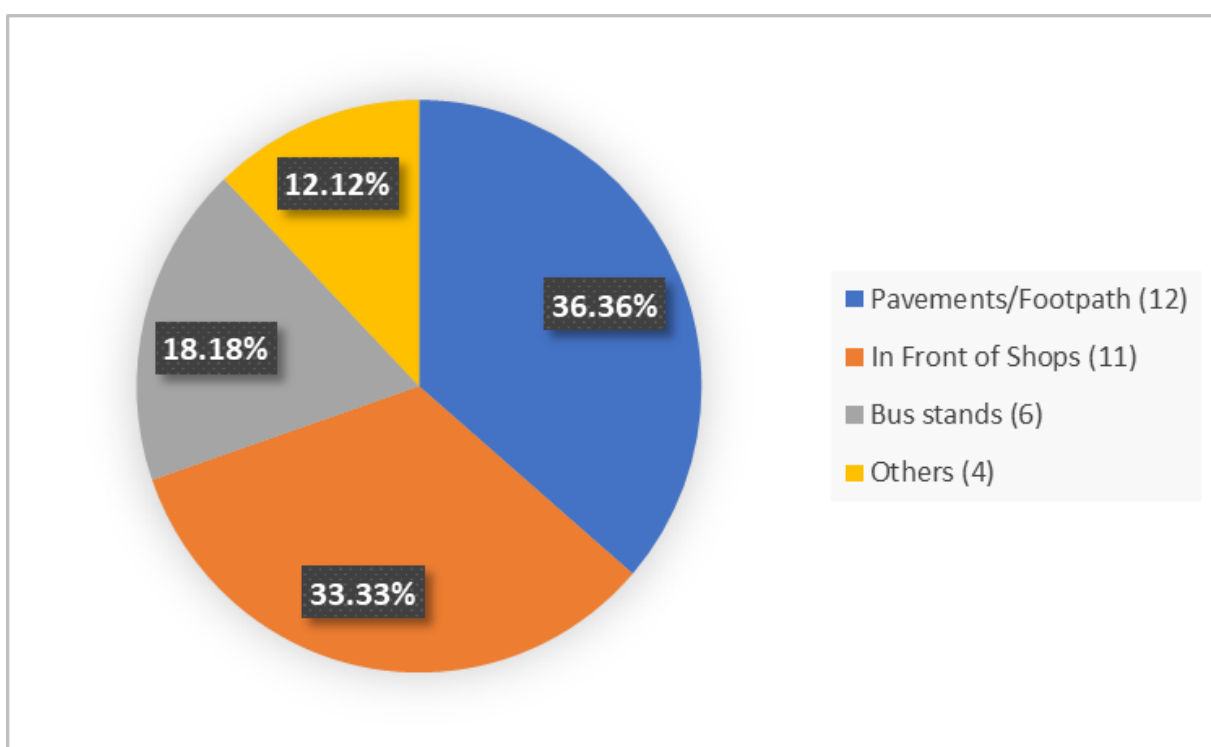
## h) Reason for Homeless

S.No	Reason for Homeless	Number	Percentage
1	Family Disputes	18	54.55 %
2	Unemployment	9	27.27 %
3	Health Issues	3	9.09 %
4	Others	3	9.09 %
	Total	33	100 %



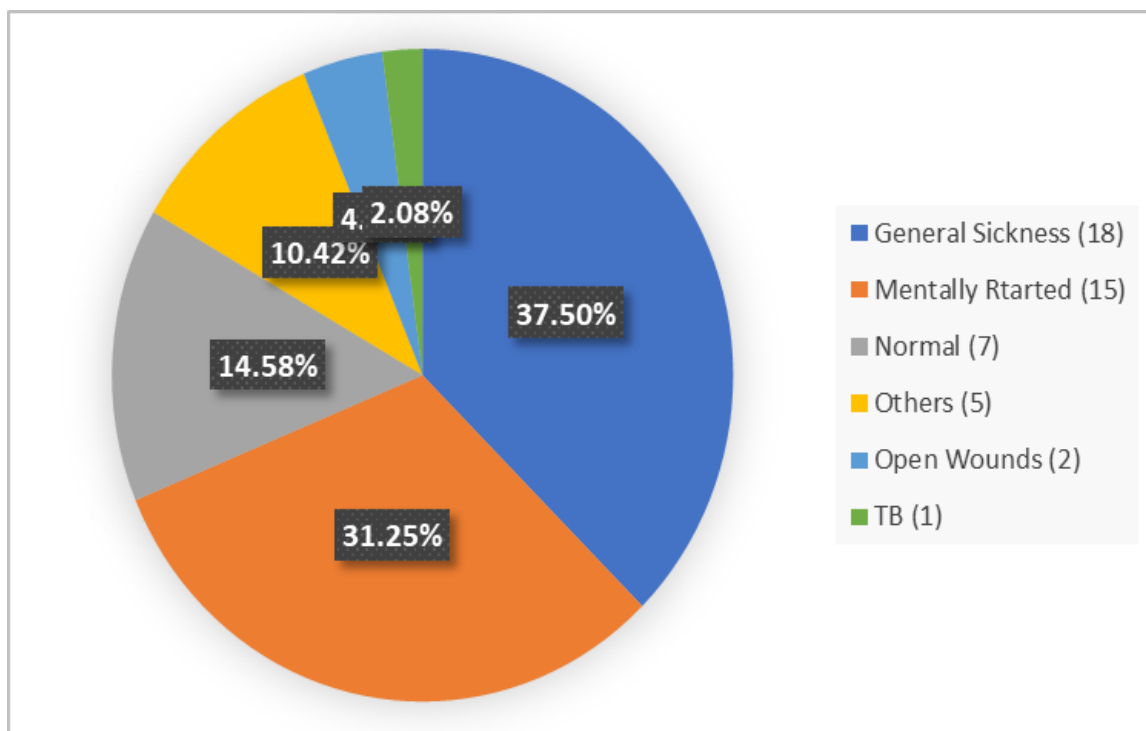
## i) Place of Stay

S.No	Place of Stay	Number	Percentage
1	Pavements/Footpath	12	36.36 %
2	In Front of Shops	11	33.33 %
3	Bus stands	6	18.18 %
4	Others	4	12.12 %
	Total	33	100 %



## j) Health Conditions

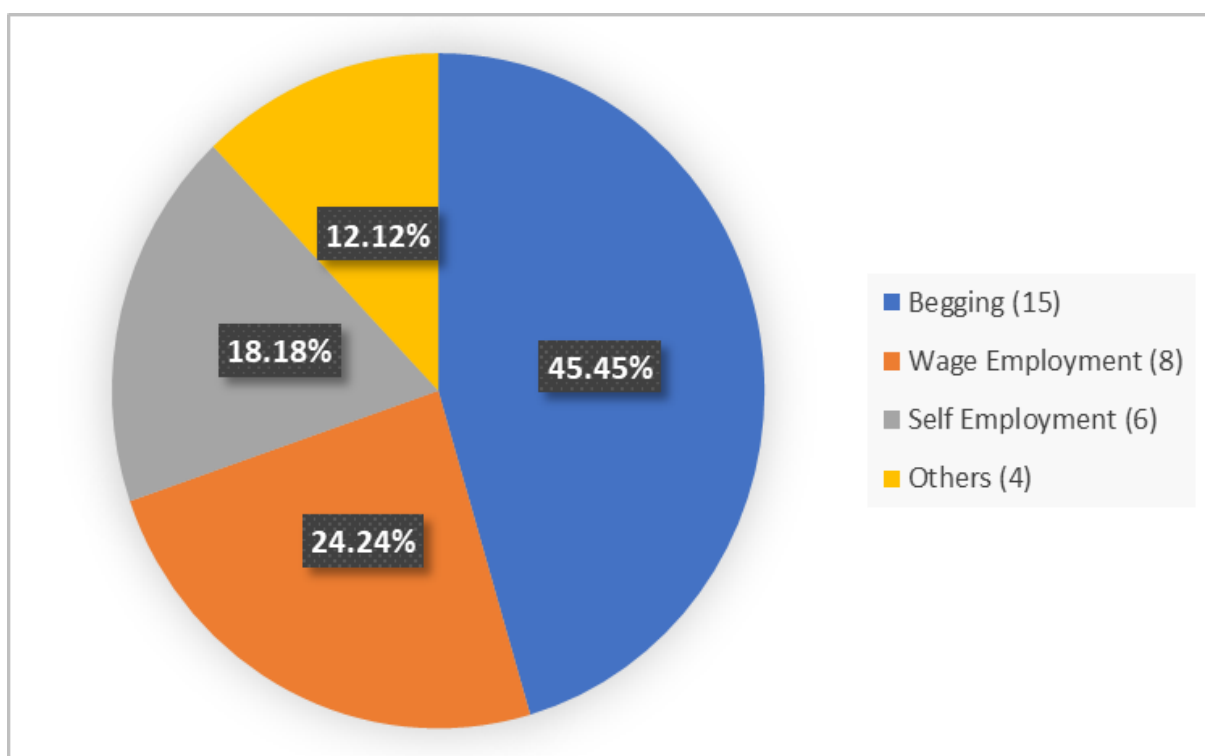
S.No	Place of Stay	Number	Percentage
1	General Sickness	18	37.50 %
2	Mentally Retarded	15	31.25 %
3	Normal	7	14.58 %
4	Others	5	10.42 %
5	Open Wounds	2	4.17 %
6	TB	1	2.08 %
	Total	48	100 %





## k) Source of livelihood

S.No	Source	Number	Percentage
1	Begging	15	45.45 %
2	Wage Employment	8	24.24 %
3	Self-Employment	6	18.18 %
4	Others	4	12.12 %
	Total	33	100 %



## 7. Component wise ULB wise Reports

### a) Male/Female Ratio

S No.	ULB	Male	Female	Total
1	Shillong	21	3	24
2	Williamnagar	5	1	6
3	Tura	2	1	3
4	Baghmara	0	0	0
5	Jowai	0	0	0
6	Resubelpara	0	0	0
	Total	28	5	33

## b) Disability Report

S No.	ULB	Physical	Hearing	Mental	Visual	Multiple Disabilities	Others	Total
1	Shillong	2						2
2	Williamnagar			1	4			5
3	Tura							0
4	Baghmara							0
5	Jowai							0
6	Resubelpara							0
	Total	2	0	1	4	0	0	7

### c) Health Conditions

S No.	ULB	Normal	General Sickness	Chronic Sickness	Open Wounds	Pregnant	TB	HIV +ve	Others	Total
1	Shillong	5	13		2		1		3	24
2	Williamnagar		4						2	6
3	Tura	2	1							3
4	Baghmara									0
5	Jowai									0
6	Resubelpara									0
	<b>Total</b>	<b>7</b>	<b>18</b>	<b>0</b>	<b>2</b>	<b>0</b>	<b>1</b>	<b>0</b>	<b>5</b>	<b>33</b>

### d) Place of Stay

S No.	ULB	Pavements/ Footpath	Abandoned Buildings	Bus stands	In front of shops	Others	Total
1	Shillong	9		4	7	4	24
2	Williamnagar			2	4		6
3	Tura	3					3
4	Baghmara						0
5	Jowai						0
6	Resubelpara						0
	Total	12	0	6	11		33

### e) Cause of Homeless

S No.	ULB	Un employment (Job search)	Family dispute	Health issues	Recovering patient	Destitute	Debts	Patient attendant	Others	Total
1	Shillong	1	18	2					3	24
2	Williamnagar	5		1						6
3	Tura	3								3
4	Baghmara									0
5	Jowai									0
6	Resubelpara									0
	Total	9	18	3	0	0	0	0	3	33

## 8. Analysis Report

### Homeless Population in the state:

Total Number of 48 Homeless population including 15 mentally retarded/unresponsive has been identified in 6 ULBs of Meghalaya state, i.e Shillong, Williamnagar, Tura, Resubelpara, Baghmara, Jowai in which Shillong has major number of 32 constituting to 66.67% of the state homeless population. Williamnagar Stands second with 9 homeless people forming 18.75% of state population, Tura in third with 6 homeless people forming 12.5% of state population and Rasbelpara with only 1 Mentally Retarded person. No homeless people were identified in Baghmara, Jowai ULBs.

### Gender Data:

In identified population majority being Male almost 90%, Female population has been only 10% in the state. Out of 48 Homeless population 43 members were Male and 5 were Female. Interestingly in 15 mentally retarded population all were Male and no female found. In Shillong, 21 Male, 3 Female homeless identified, in Williamnagar 5 Male, 1 Female, in Tura 2 Male, 1 Female were identified

### **Age Groups:**

Majority age group of Homeless population is between the age of 31 to 50 years, constituting to 43.75%. Another major age group between 18 to 30 years constituting to 33.3% of identified homeless population. 20.83% population being elderly age group between 50 to 75 years. One minor found under the age of 18 and no homeless were identified between the age group of 75 to 100.

### **Disability information:**

In 48 Homeless identified 22 people were found to be disabled which is constituting to 45.83% of identified Homeless Population. In total of 22 Homeless 16 being unresponsive, Mentally Retarded and Alcoholics, 4 were visually ill/blind and 2 were identified with wounds on body.



### **Reason for Homeless:**

Survey focused on finding the cause of homeless. By the responses of homeless, it is identified that majority of the population left home because of “Family Disputes” which is about 54.55 % of Total identified population. Second cause being “Unemployment” forming 27.27% of total population. 9.09 % were Homeless due to health issues and another 9.09% because of other reasons.

### **Place of Stay**

Survey also tried to find where all Homeless people are taking shelter. By the observation of place of stay of each homeless it is identified that 36.36% homeless are staying at Pavements/footpath and second preferred location has been in front of Shops forming 33.33% of all identified population. 18.18% are taking shelter in Bus Stands and 12.12% in other places.

### **Health conditions of Homeless**

37.5% of Homeless have general sickness while 31.25% are suffering from Mental illness. 2 Homeless were identified with wounds on body, 1 suffering from TB. 10.42% of Homeless are suffering from other health issues. 7 people are have reported normal health condition which is about 14.58% of population

## 9. Mentally Retarded detailed report

S.no	ULB	Point	Age	Landmark	Wounds on body	Disabilities	Abnormal	Other abnormal	Gender
1	Resubelpara	Jamgaon Sorokpara	35	Busstop	No	Hearing	Visual	Mental disorder	Male
2	Shillong	Motphran	27	Opposite thangkhe w fillin center	No	Hearing	Visual	Addicted to alcohol	Male
3	Shillong	Guwahati Taxi Stand	30	Guwahati taxi stand opposite assembly	No	Hearing	Visual	Addicted to alcohol	Male
4	Shillong	Polo Market	30	Polo	No	Hearing	Mental		Male
5	Shillong	Fire Brigade Junction	35	Below KK Marbles	No	Hearing	Physical(Orthopedical)		Male
6	Shillong	GS Road	35	GS Road	Yes	Physical(Orthopedical)	Physical(Orthopedical)		Male
7	Shillong	Fire Brigade Junction	38	In front of Laitumkhrah Presbyteria	No	Hearing	Physical(Orthopedical)		Male

## Completion report of systematic survey for identification of urban Homeless in 6 ULBs of Meghalaya

				n church					
8	Shillong	Polo Market	55	polo bazarr	No	Hearing	Physical(Orthopedical)		Male
9	Shillong	Police Bazar (Market)	60	Police bazar	No	Physical(Orthopedical)	Visual	No	Male
10	Tura	Tura Bazar	18	MTC gate	No	Hearing	Visual	Not waking up	Male
11	Tura	Tura Bazar	18	MTC gate	No	Hearing	Visual	Not waking up	Male
12	Tura	Tura Bazar	18	MTC gate	No	N/A	Visual	Not waking up	Male
13	Williamnagar	Dc New colony upto shopping complex, Forest Park & Massa A.Kong	50	Shopping complex	No	Physical(Orthopedical)	Visual	Not responding	Male

14	Williamnagar	Dc New colony upto shopping complex, Forest Park & Massa A.Kong	50	Black dark	No	Physical(Orthopedical)	Physical(Orthopedical)		Male
15	Williamnagar	Dc New colony upto shopping complex, Forest Park & Massa A.Kong	65	Williamnagar Sumo station	No	Physical(Orthopedical)	Physical(Orthopedical)		Male

## 9. MIS Access Information

All Survey information and Reports have been captured via Mobiles/Tablets, verified and stored on cloud-based server. An MIS system has been developed, which has all the information such as filled questionnaire, Images captures, Geo location of each identified homeless and query-based Town wise reports.

Details of same are as follows

URL: <http://tsmepma.in/meghalaya>

Username: MUDA

Password: MUDA

### **For any further information & data please contact**

Mr. Madhu Bathula

Mobile Number: +91 97000 81818

Email id: info@vmaxindia.com

\*\*\*\*\*

[illegible]